

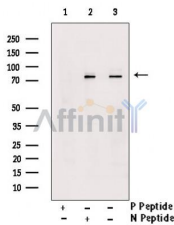
## Phospho-Tau (Ser202)[Ser519] Antibody

Cat.#: AF2419  
Size: 100ul,200ul

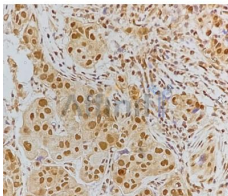
Concn.: 1mg/ml  
Source: Rabbit

Mol.Wt.: 50-80kDa  
Clonality: Polyclonal

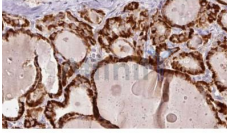
Application:	WB 1:500-1:2000, IHC 1:50-1:200 *The optimal dilutions should be determined by the end user.
Reactivity:	Human,Mouse,Rat
Purification:	The antibody is from purified rabbit serum by affinity purification via sequential chromatography on phospho-peptide and non-phospho-peptide affinity columns.
Specificity:	Phospho-Tau (Ser202) Antibody detects endogenous levels of Tau only when phosphorylated at Ser519, which site historically referenced as Ser202.
Immunogen:	A synthesized peptide derived from human Tau around the phosphorylation site of Ser202.
Uniprot:	P10636
Storage Condition and Buffer:	Rabbit IgG in phosphate buffered saline , pH 7.4, 150mM NaCl, 0.02% sodium azide and 50% glycerol.Store at -20 °C.Stable for 12 months from date of receipt.



Western blot analysis of extracts from mouse brain tissue, using Phospho-Tau (Ser202) Antibody. Lane1 was treated with phospho-blocking peptide, Lane2 was treated with non-phospho-blocking peptide.



AF2419 at 1/100 staining Human breast cancer tissue by IHC-P. The sample was formaldehyde fixed and a heat mediated antigen retrieval step in citrate buffer was performed. The sample was then blocked and incubated with the antibody for 1.5 hours at 22°C. An HRP conjugated goat anti-rabbit antibody was used as the secondary antibody.



AF2419 at 1/100 staining Human thyroid cancer tissue by IHC-P. The sample was formaldehyde fixed and a heat mediated antigen retrieval step in citrate buffer was performed. The sample was then blocked and incubated with the antibody for 1.5 hours at 22°C. An HRP conjugated goat anti-rabbit antibody was used as the secondary antibody.

**IMPORTANT:** For western blot, incubate membrane with diluted primary Ab in 5% w/v milk , 1X TBS, 0.1% Tween@20 at 4°C with gentle shaking, overnight.

For Research Use Only. Not for use in diagnostic and therapeutic procedures. Not for resale without express authorization.