

## Phospho-Annexin IV (Tyr255) Antibody

Cat.#: AF7086  
 Size: 100ul,200ul

Concn.: 1mg/ml  
 Source: Rabbit

Mol.Wt.: 36kDa  
 Clonality: Polyclonal

**Application:** WB 1:500-1:2000, IHC 1:50-1:200, ELISA(peptide) 1:20000-1:40000

**Reactivity:** Human,Mouse

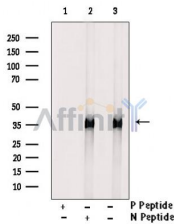
**Purification:** The antibody is from purified rabbit serum by affinity purification via sequential chromatography on phospho-peptide and non-phospho-peptide affinity columns.

**Specificity:** Phospho-Annexin IV (Tyr255) Antibody detects endogenous levels of Annexin IV only when phosphorylated at Tyr255.

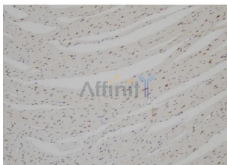
**Immunogen:** A synthesized peptide derived from human Annexin IV around the phosphorylation site of Tyr255.

**Uniprot:** P09525

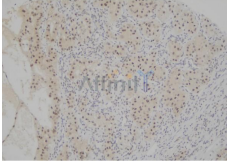
**Storage Condition and Buffer:** Rabbit IgG in phosphate buffered saline , pH 7.4, 150mM NaCl, 0.02% sodium azide and 50% glycerol.Store at -20 °C.Stable for 12 months from date of receipt.



Western blot analysis of extracts from HepG2, using Phospho-ANXA4(Tyr255) Antibody. Lane1 was treated with phospho-blocking peptide, Lane2 was treated with non-phospho-blocking peptide.



AF7086 at 1/100 staining mouse heart tissue sections by IHC-P. The tissue was formaldehyde fixed and a heat mediated antigen retrieval step in citrate buffer was performed. The tissue was then blocked and incubated with the antibody for 1.5 hours at 22°C. An HRP conjugated goat anti-rabbit antibody was used as the secondary antibody.



AF7086 at 1/100 staining human kidney tissue sections by IHC-P. The tissue was formaldehyde fixed and a heat mediated antigen retrieval step in citrate buffer was performed. The tissue was then blocked and incubated with the antibody for 1.5 hours at 22°C. An HRP conjugated goat anti-rabbit antibody was used as the secondary antibody.

**IMPORTANT:** For western blot, incubate membrane with diluted primary Ab in 5% w/v milk , 1X TBS, 0.1% Tween@20 at 4°C with gentle shaking, overnight.

For Research Use Only. Not for use in diagnostic and therapeutic procedures. Not for resale without express authorization.