

## Phospho-AR (Ser792) Antibody

Cat.#: AF8407  
 Size: 100ul,200ul

Concn.: 1mg/ml  
 Source: Rabbit

Mol.Wt.: 98 kDa  
 Clonality: Polyclonal

**Application:** WB 1:1000-3000, IF/ICC 1:100-1:500, IHC 1:50-1:200, ELISA(peptide) 1:20000-1:40000

**Reactivity:** Human,Mouse,Rat

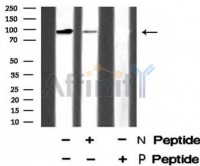
**Purification:** The antibody is from purified rabbit serum by affinity purification via sequential chromatography on phospho-peptide and non-phospho-peptide affinity columns.

**Specificity:** Phospho-AR (Ser792) Antibody detects endogenous levels of Androgen Receptor only when phosphorylated at AnSer792.

**Immunogen:** A synthesized peptide derived from human AR around the phosphorylation site of Ser792.

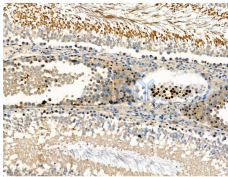
**Uniprot:** P10275

**Storage Condition and Buffer:** Rabbit IgG in phosphate buffered saline , pH 7.4, 150mM NaCl, 0.02% sodium azide and 50% glycerol.Store at -20 °C.Stable for 12 months from date of receipt.

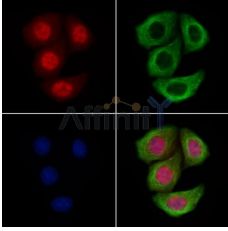


Western blot analysis of Androgen Receptor (Phospho-Ser792) using HeLa whole cell lysates.

-/+ means absence or presence of N peptide (non-phospho peptide) and P peptide(phospho peptide).



AF8407 at 1/100 staining Rat testis tissue by IHC-P. The sample was formaldehyde fixed and a heat mediated antigen retrieval step in citrate buffer was performed. The sample was then blocked and incubated with the primary antibody at 4°C overnight. An HRP conjugated anti-Rabbit antibody was used as the secondary antibody.



AF8407 staining HeLa cells(4h of LPS treatment) by IF/ICC. The samples were fixed with PFA and permeabilized in 0.1% Triton X-100,then blocked in 10% serum for 45 minutes at 25°C. Samples were then incubated with primary Ab(AF8407 1:200) and mouse anti-beta tubulin Ab(T0023 1:200) for 1 hour at 37°C. An AlexaFluor594 conjugated goat anti-rabbit IgG(H+L) Ab(Red) and an AlexaFluor488 conjugated goat anti-mouse IgG(H+L) Ab(Green) were used as the secondary antibody.

**IMPORTANT:** For western blot, incubate membrane with diluted primary Ab in 5% w/v milk , 1X TBS, 0.1% Tween@20 at 4°C with gentle shaking, overnight.

For Research Use Only. Not for use in diagnostic and therapeutic procedures. Not for resale without express authorization.