

## ABCG2 Ab

Cat.#: BF0058  
Size: 50ul,100ul,200ul

Concn.: 1mg/ml  
Source: Mouse

Mol.Wt.: 72kDa  
Clonality: Monoclonal

Application:	ELISA 1:10000, WB 1:500-1:2000, IHC 1:200-1:1000, ICC 1:200-1:1000, FCM 1:200-1:400
Reactivity:	Human,Mouse,Monkey
Purification:	Affinity-chromatography.
Specificity:	ABCG2 Ab detects endogenous levels of total ABCG2.
Immunogen:	Purified recombinant fragment of human ABCG2 expressed in E. Coli.
Uniprot:	Q9UNQ0
Description:	The membrane-associated protein encoded by this gene is included in the superfamily of ATP-binding cassette (ABC) transporters. ABC proteins transport various molecules across extra- and intra-cellular membranes. ABC genes are divided into seven distinct subfamilies (ABC1, MDR/TAP, MRP, ALD, OABP, GCN20, White).
Subcellular Location:	Cell membrane.
Tissue Specificity:	Highly expressed in placenta. Low expression in small intestine, liver and colon.
Similarity:	The extracellular loop 3 (ECL3) is involved in binding porphyrins and transfer them to other carriers, probably albumin.Belongs to the ABC transporter superfamily. ABCG family. Eye pigment precursor importer (TC 3.A.1.204) subfamily. [View classification]
Storage Condition and Buffer:	Mouse IgG1 in phosphate buffered saline (without Mg <sup>2+</sup> and Ca <sup>2+</sup> ), pH 7.4, 150mM NaCl, 0.02% sodium azide and 50% glycerol.Store at -20 °C.Stable for 12 months from date of receipt.

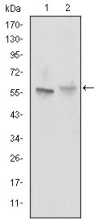
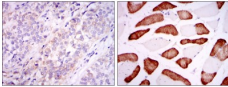
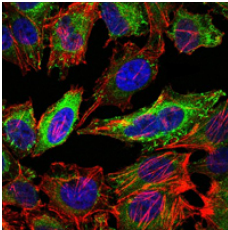


Figure 1: Western blot analysis using ABCG2 mouse mAb against NIH/3T3 (1) and Cos7 (2) cell lysate.



Immunohistochemical analysis of paraffin-embedded bladder cancer tissues (left) and skeletal muscle tissues (right) using ABCG2 mouse mAb with DAB staining.



Immunofluorescence analysis of HeLa cells using ABCG2 mouse mAb (green). Blue: DRAQ5 fluorescent DNA dye. Red: Actin filaments have been labeled with Alexa Fluor-555 phalloidin.

**IMPORTANT:** For western blot, incubate membrane with diluted primary Ab in 5% w/v milk, 1X TBS, 0.1% Tween@20 at 4°C with gentle shaking, overnight.

For Research Use Only. Not for use in diagnostic and therapeutic procedures. Not for resale without express authorization.