

DCP1A Ab

[Images\(6\)](#)

| | | |
|---------------|-----------------|-----------------------|
| Cat.#: AF0551 | Concn.: ~1mg/ml | Mol.Wt.: 75kDa |
| Size: | Source: Rabbit | Clonality: Polyclonal |

Application: WB 1:500-1:2000, IF/ICC 1:100-1:500, IHC 1:50-1:200
*The optimal dilutions should be determined by the end user.

Reactivity: Human, Mouse, Rat

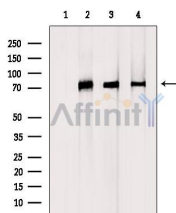
Storage: Rabbit IgG in phosphate buffered saline, pH 7.4, 150mM NaCl, 0.02% sodium azide and 50% glycerol. Store at -20 °C. Stable for 12 months from date of receipt.

Purification: The antiserum was purified by peptide affinity chromatography using SulfoLink™ Coupling Resin (Thermo Fisher Scientific).

Immunogen: A synthesized peptide derived from human DCP1A, corresponding to a region within the internal amino acids.

Uniprot: Q9NPI6

Description: Detected in heart, brain, placenta, lung, skeletal muscle, liver, kidney and pancreas



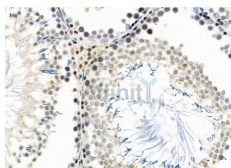
Western blot analysis of extracts from various samples, using DCP1A Ab.

Lane 1: MCF7, treated with blocking peptide;

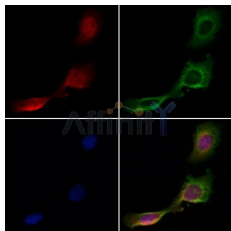
Lane 2: MCF7;

Lane 3: Mouse brain;

Lane 4: C6.



AF0551 at 1/100 staining Rat testis tissue by IHC-P. The sample was formaldehyde fixed and a heat mediated antigen retrieval step in citrate buffer was performed. The sample was then blocked and incubated with the primary Ab at 4°C overnight. An HRP conjugated anti-Rabbit Ab was used as the secondary Ab.



AF0551 staining HeLa cells by IF/ICC. The samples were fixed with PFA and permeabilized in 0.1% Triton X-100, then blocked in 10% serum for 45 minutes at 25°C. Samples were then incubated with primary Ab(AF0551 1:200) and mouse anti-beta tubulin Ab(T0023 1:200) for 1 hour at 37°C. An AlexaFluor594 conjugated goat anti-rabbit IgG(H+L) Ab(Red) and an AlexaFluor488 conjugated goat anti-mouse IgG(H+L) Ab(Green) were used as the secondary Ab.

The nuclear counter stain is DAPI(blue).

IMPORTANT: For western blot, incubate membrane with diluted primary Ab in 5% w/v milk, 1X TBS, 0.1% Tween@20 at 4°C with gentle shaking, overnight.

For Research Use Only. Not for use in diagnostic and therapeutic procedures. Not for resale without express authorization.